

Science **made** smarter

VisualEyes™ 515/525

VNG testing made
futureproof

Touch
the future of
balance

Complete
VNG solution
for balance
assessment



Micromedical
by Interacoustics



Balance testing with VisualEyes™ 515/525

Videonystagmography provides ideal conditions for the observation, measurement and analysis of eye movements. It saves time, reduces costs and avoids the problems of myogenic and electrical noise.

Interacoustics offers two VNG solutions, each with increasing scope:

- VisualEyes™ 515 is the standard VNG platform with standard protocols for Spontaneous Nystagmus, Bithermal Caloric, Positional and Dix-Hallpike testing.

- VisualEyes™ 525 offers the same test protocols as VisualEyes™ 515 and additionally expands into oculomotor tests with standard protocols for Gaze, Saccade, Smooth Pursuit and Optokinetic testing.

VisualEyes™ 515 and 525 are compatible with Interacoustics and Micromedical reclining chairs to provide even greater flexibility in vestibular assessments. A comprehensive rotary chair test battery with customizable protocols is available, including Sinusoidal Harmonic

Acceleration (SHA), Step Test, VOR Suppression and Visual VOR. Both chairs recline to act as an exam table for Calorics, Positionals, and Dix-Hallpike tests. Conveniently perform oculomotor tests from the chair when placed in a locked upright position.

Secondary monitor display

- Optimal for full-field visual stimuli
- Eyes displayed on monitor during non-oculomotor tests
- Exceptional view of the patient's eyes from anywhere in the room

Modern touch-enabled user interface

- Software is completely designed with touch capability in mind
- User can move seamlessly through a test battery without ever touching the mouse
- Shortest time from test to conclusion
- Intuitive design



Calibration

Start

Next

Remote start/stop options

- Hand-held remote
- Goggle button
- Foot pedal

Situational camera including video interview

- Record the patient's comments and case history
- Capture positional maneuvers with sound
- Patient interview before and after testing

Superior video playback

- Playback in slow motion or frame by frame
- Crosshairs displayed during playback
- Time line scrolls to show location in raw data tracing synchronized with video
- Videos are stored in a convenient easily accessible folder on the main screen

//

User-friendly features

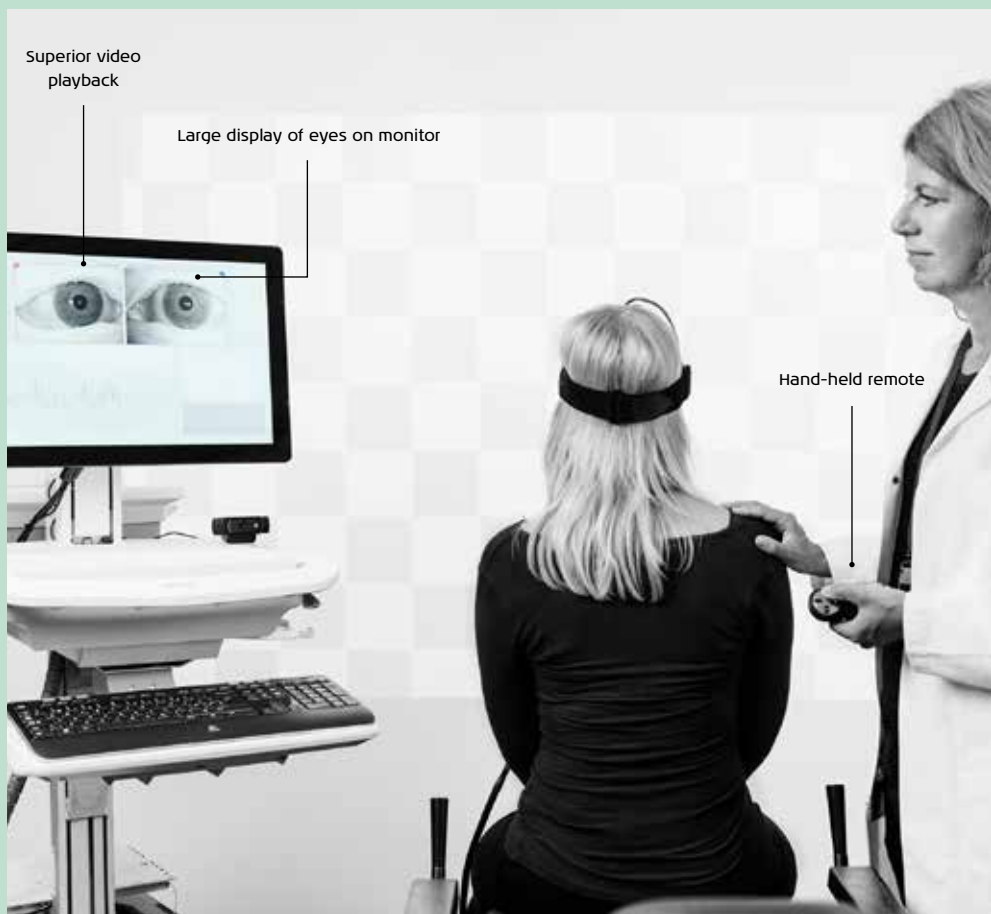
- Large eye display
- Remote operation
- Voice and audio cues
- Seamless video playback
- Report templates

Voice timer with audio cues

- Choose voice, beep, or both
- Option to count down or count up
- Cues for positioning the patient

Report and findings templates

- Use default reports or create unlimited customizable report templates
- Seamlessly drop OtoAccess™ patient demographics fields into reports
- Default findings for easy report writing
- Create custom findings for advanced report writing



The goggle

VisualEyes™ 515/525 incorporates the industry's leading goggle designs. The USB cameras connect directly to a laptop or a desktop computer. Infrared illumination and high resolution cameras with focus adjustment allow for superior image quality.

- Side-mount goggles with monocular or binocular configurations and disposable foam cushions providing a sanitary solution for the side mounted camera models

- Top-mount binocular goggles with convenient side remote button to start video recordings
- Front-mount monocular small-face goggles



VisualEyes™

515

Vestibular analysis

The VisualEyes™ 515 is designed for convenient computer aided analysis of positional and caloric tests.

Rapid data transfer technology enables very high quality video and precise measurements with all results stored in the OtoAccess™ database.

The system also includes functions for creating and printing report templates and sharing data.

Connect and go

VisualEyes™ 515 is a completely portable VNG system. There is no bulky equipment to get in the way. Start the software, place the goggles on the patient and you are ready to test.

High quality video and analysis

The VisualEyes™ 515 performs real-time analysis. Rapid data transfer allows much more data to be analyzed, giving very precise measurements and outstanding video quality.

Integrated room video and sound

Record both the patient's activity as well as the eye movements. Record and save initial and existing patient interviews.

Remote controlled testing

It is possible to step through the tests using the USB connected foot pedal, hand-held remote or goggle button.

Video recording

The video from each test can be recorded and stored in full on the associated storage device (typically a hard drive) where it is linked to the results in the database record. The only limit to the size of the recording is the storage capacity of the recording device.

When the session is reviewed, the recording will be available for replay in normal, fast or slow mode. There is also the option to review the recording one frame at a time.

The recording can be exported in AVI format for consultation or teaching purposes. Various sound file formats are available to include sound recording together with the video.


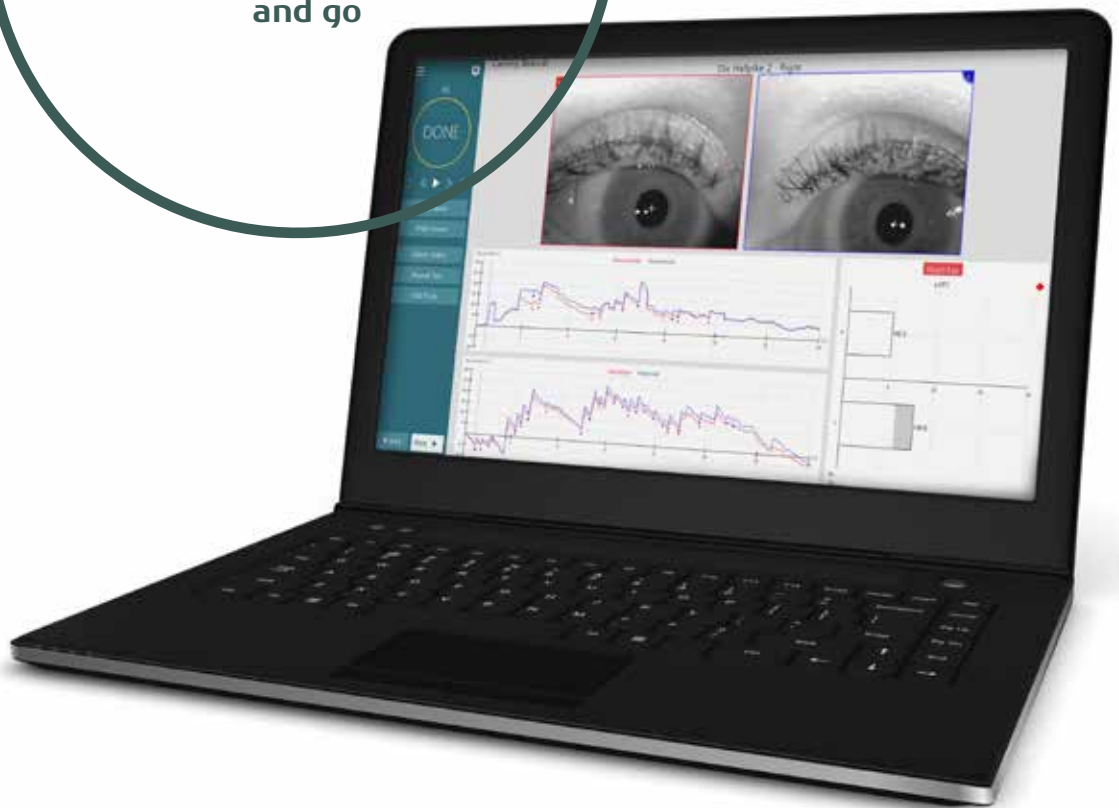
Additional features

- Cutting edge eye trackers adjust for make-up and dilated pupils
- Reader station enables shared access to patient reports from multiple work stations
- Monothermal Warm Caloric Screening Test (MWST) available after completion of two warm irrigations
- Torsional eye movement observation with full screen eye images
- Nystagmus edit functions
- Spontaneous Nystagmus Test with fixation index calculation
- Compact & convenient hardware
- Integration with Air Fx and Aqua Stim caloric irrigators
- Tester notes recorded with results
- Short automated calibration
- User-definable protocols
- Real-time data analysis
- High quality printouts of all analyses and selected raw data
- Multiple languages
- Customizable findings and report templates
- USB cameras with a variety of goggles options

Related products

- Eclipse with Vestibular EP
- Air Fx Caloric Irrigator
- Aqua Stim Caloric Irrigator
- Rotary Chair

VisualEyes™ 515
 Touch activated software
 Automated calibration
 Automatic fixation light
 for caloric testing
 Portable - connect
 and go



Spontaneous Nystagmus test with fixation index



Nystagmus edit slope



Nystagmus bar graph



VisualEyes™ 525

Vestibular & Oculomotor analysis

The VisualEyes™ 525 is designed for clinics that carry out detailed balance evaluations. It contains all the features of the VisualEyes™ 515 plus computer aided analysis of oculomotor tests.

Rapid data transfer technology enables high quality video and precise measurements, with all results stored in the OtoAccess™ database. The system also includes functions for printing reports and sharing data.

Complete balance testing

Tests include automated calibration, Spontaneous Nystagmus, Gaze, Tracking, Saccade, Optokinetics, Positional, Hallpike and Bithermal/ Monothermal Caloric. Easily design your own test protocols, which can be loaded with a single touch click.

Software-generated ocular stimuli

Full field of view visual stimuli are software generated from your laptop or PC connected to a video projector or an LCD screen. The digital stimuli are ideal for both pediatric and adult populations and include several default patterns, e.g. stripes, chessboards and cartoons for pediatric applications.

Automatic or manual analysis

The system produces highly accurate test results, but you can switch to manual edit mode in all tests to override the automatic analysis. In manual edit mode you can add or delete nystagmus marks, change slopes and define alternative areas of analysis.

Remote controlled testing

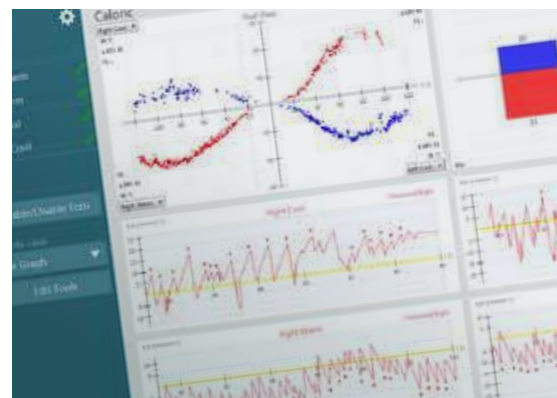
It is possible to step through the tests using the USB connected foot pedal, hand-held remote or goggle button*.

Customizable protocols

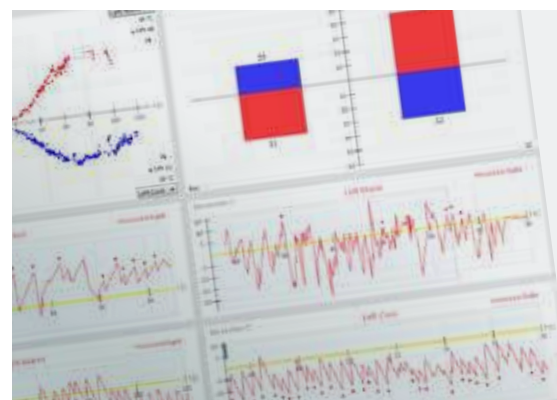
The VisualEyes™ 525 test battery includes Spontaneous Nystagmus, Dix-Hallpike, Positional and Bithermal Caloric tests. In addition to the standard default protocols, you can design your own protocols.



VisualEyes™ 525
Touch enabled software
Fast eye-tracking &
real-time analysis
Full field of view
visual stimuli



Caloric summary pod view



Caloric summary bar graph

Video recording

The video from each test can be recorded and stored in full on the associated storage device (typically a hard drive) where it is linked to the results in the database record. The only limit to the size of the recording is the storage capacity of the recording device.

When the session is reviewed, the recording will be available for replay in normal, fast or slow mode. There is also the option to review the recording one frame at a time. The recording can be exported in AVI format for consultation or teaching purposes. Various sound file formats are available to include sound recording together with the video.

Sharing results

The VisualEyes™ 525 is designed to facilitate collaboration. All results are stored in the OtoAccess™ database with abilities for printing detailed colour reports. Results and recordings can also be exported to pdf for electronic charting purposes.

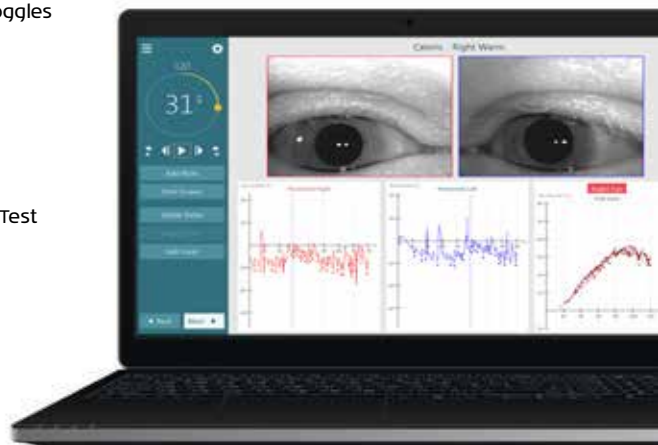
Other features

- Cutting edge eye trackers adjust for make-up and dilated pupils
- Reader station enables shared access to patient reports from multiple work stations

- Monothermal Warm Caloric Screening Test (MWST) available after completion of two warm irrigations
- Torsional eye movement observation with full screen eye images
- Sleek portable design
- Fully randomized combined vertical and horizontal saccade protocol
- Detailed oculomotor testing
- Customizable protocols
- Monocular or binocular
- ANSI standard compliant
- Real-time analysis
- Synchronized video playback
- Full color printed reports for each test including a summary page
- Multiple languages
- Customizable findings and report templates
- USB cameras with a variety of goggles options

Related products

- Eclipse with Vestibular EP
- Air Fx Caloric Irrigator
- Aqua Stim Caloric Irrigator
- EyeSeeCam Video Head Impulse Test (vHIT)
- Rotary Chair



Science made smarter

Interacoustics is more than state-of-the-art solutions

Our mission is clear. We want to lead the way in audiology and balance by translating complexity into clarity:

- Challenges made into clear solutions
- Knowledge made practical
- Invisible medical conditions made tangible and treatable

Our advanced technology and sophisticated solutions ease the lives of healthcare professionals.

We will continue to set the standard for an entire industry. Not for the sake of science. But for the sake of enabling professionals to provide excellent treatment for their millions of patients across the globe.

Interacoustics.com

Interacoustics A/S

Audiometer Allé 1
5500 Middelfart
Denmark


+45 6371 3555
info@interacoustics.com

interacoustics.com
micromedical.com

academy.interacoustics.com
(training material)

Go online to
explore our
full product
range

Related products



EyeSeeCam vHIT
Video Head Impulse Test



Orion
Rotary Chair for balance
assessment



Air Fx & Aqua Stim
Versatile caloric air and
water irrigators

Product specifications

All technical and hardware specifications concerning all products can be downloaded from our website.



Interacoustics